

Paket

Wonder M, R, E 7

„Wonder - by R.J. Palacio“



Stempelkarte

English Literature M, R, E 7

Wonder - by R.J. Palacio

1

INFO:
Before you start reading

2

AB:
The author

3

AB:
Chapter 1

4

AB:
Chapter 2

5

AB:
Chapter 3

6

AB:
Chapter 4

7

AB:
Chapter 5

8

AB:
Chapter 6

9

AB:
Chapter 7

10

AB:
Chapter 8

11

AB:
Chapter 9

12

AB:
Chapter 10

13

AB:
School plays & summer
camps

14

Wonder - The end

15

Wonder - GN overview

16



Wonder - by R.J. Palacio

English Literature M, R, E 7

1


 GREEN APPLE | LIFE SKILLS

Step 1 · A2

R. J. Palacio

Wonder

BESTSELLER
contemporary



Bereitgestellt von: MNWeG

Stand: 22.01.2024

Lizenzhinweise: <https://editor.mnweg.org/mnw/dokument/wonder-by-r-j-palacio-1>

Seite: 1/24



INFO: Before you start reading

English Literature M, R, E 7

2

Name Lernpartner/in:

Name Lernbegleiter/in:

Datum:

BEFORE YOU START READING



How to listen to the book/chapters:


1. Download the App DeA LINK (QR code)



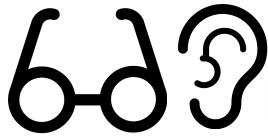
2. Scan the front page of the book



3. Scan the page of the book you want to listen to



The author: R. J. Palacio



Read pages 4 and 5 while listening to them

① Match the sentences

After reading and listening match the sentences with the correct answer.

- | | | | |
|--|---|---|--|
| She worked | • | ○ | are starring the parents of August Pullman. |
| Wonder was first published | • | ○ | as a book illustrator. |
| Parents should teach their kids | • | ○ | she had the idea for wonder. |
| The main character is acted by | • | ○ | Jacob Tremblay. |
| Julia Roberts and Owen Wilson | • | ○ | to write thank you notes and help their friends. |
| R. J. Palacio | • | ○ | wash born in New York. |
| The main message in the book | • | ○ | in 2012. |
| When she came home from a trip to an ice-cream store | • | ○ | is kindness. |



R. J. Palacio

Here you find more information about the author, about the book and about the characters.



Chapter 1



Read chapter 1 (pages 9 - 13)

① Word search puzzle


Find the 10 words hidden in the puzzle and write them down.

O S P R I N G R W D K E P S P N
F G J K P R I N C I P A L N T Ä
I I N E R V O U S A B E T T E R
N N Ä T S U R G E R Y S T K D G
A K R Ö S U R F E R R S O U Ä R
L I L U Y M K O R D I N A R Y O
L D B O T T O M S I Q Ö F D X C
Y M H L C Z Q B I R T H E U N Ä
F I N E K S C R E A M I N G P Ü

- | | |
|----------|-----------|
| 1. _____ | 6. _____ |
| 2. _____ | 7. _____ |
| 3. _____ | 8. _____ |
| 4. _____ | 9. _____ |
| 5. _____ | 10. _____ |

Chapter 1

Grammar section



Have to



August: "I **have to** go into hospital sometimes for surgery.

*We use it to express *impersonal obligation. Something you need to follow a rule.*

Structure:

have/has to + infinitive

I **have to** go to school in the mornings.

My sister **has to** go to bed at 8.00 p.m.

*unpersönliche Verpflichtung

② Gap text


Fill in the gaps using **have to** or **has to**.

1. We _____ write a test in Maths.
2. Sandy _____ help her brother.
3. Tim and Tom _____ deliver the newspaper in the morning.
4. I _____ finish my English package.
5. My father _____ repair our car.

Chapter 1

Grammar section

Picture Description



① How to describe **things** in a picture.

1

1. In the picture
I can see...
There is/are



Give an overview of the locations, objects, activities, people and main objects

2

When? Who?
What? Where?
Why?



The basics: Say what the picture is generally about

② How to describe **actions** in a picture.

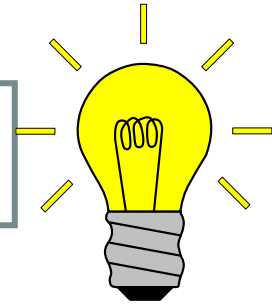
3


What is happening?



Use the „present progressive“ form to describe what is happening in the picture

Present progressive



 August: Mr Tushman **is talking** to August.

The Present Progressive is used to describe a picture.

Structure:

> We need the correct form of **to be** and then we add **-ing** to the verb.

> When a verb ends in **-ie** we change the **-ie** to **-y** then add **-ing**.

to die – **dying**

to lie – **lying**

> When the verb ends in **-e**, we cut off the **-e** and add **-ing**

to come - **coming**

to make - **making**

> When the verb ends in **-m, -n, -p, -t**, we double these letters and add **-ing**

to run - **running**

to stop - **stopping**

Examples from the picture below:

A man is riding his bike.

A couple is sitting on a bench.

A man and a woman are jogging.



Chapter 1

↓ at the top

 **useful words**



in the back-ground

→ on the left

← on the right

in the centre/
middle

↑ at the bottom

in the foreground

④ Have a look at the picture on page 13 in your book. Describe what you can see on the picture. Use the tips from the pages before to describe what is happening.

Chapter 2



Read chapter 2 (pages 14 - 18)

① Odd one out

Find the word in each line that is different from the others and circle it.

1.	brother	sister	man	uncle
2.	yells	screams	shouts	whispers
3.	braid	England	Germany	Australia
4.	grandfather	kid	aunt	teacher
5.	legs	arms	festival	hands


② Gap text

Fill in the gaps using the odd words from above.

1. August has a called Via.
2. August can feel their eyes and hear their .
3. August cut the on the back of his hair.
4. August says that no looks like him.
5. Halloween is the best in the world.

Chapter 2

Grammar section



Adverbs of manner*



August: We have to speak about ourselves and **suddenly** it's my turn.

Adverbs of manner describe how an action can be done.

Structure:

> We usually add **-ly** to the adjective:

quick - **quickly**

careful - **carefully**

> When an adjective ends in **-y** we change the **-y** to **-i** then add **-ly**.

happy - **happily**

easy - **easily**

> When the adjective ends in **-le**, we change the **-e** to **-y**

horrible - **horribly**

breakable - **breakably**

> Also there are some irregular adverbs:

good - well

fast - fast

hard - hard

late - late

straight - straight

early - early

*Adverbien der Art und Weise. Mit ihnen wird ausgedrückt, wie etwas geschieht.

Chapter 3



Listen to chapter 3 (pages 19 - 23)



① Grammar.

Change the adjectives in the brackets to adverbs.

1. My father speaks English . (fluent)
2. I slept last night. (bad)
3. I have to paint my room so it looks good. (careful)
4. A car stopped in front of me and it was my Mum. (sudden)
5. I prefer getting up in the mornings. (late)
6. We have to do our homework . (quiet)
7. My uncle drives very with his new Porsche. (fast)
8. It snowed all day long. (heavy)

② Right or wrong

Tick the correct answer.

- | | right | wrong |
|--|--------------------------|--------------------------|
| a) Chapter three is about Via. | <input type="checkbox"/> | <input type="checkbox"/> |
| b) Daisy is the name of August's dog. | <input type="checkbox"/> | <input type="checkbox"/> |
| c) Via's Mom and Dave have got a lot of time for her. | <input type="checkbox"/> | <input type="checkbox"/> |
| d) Via wanted to live with her grandmother forever. | <input type="checkbox"/> | <input type="checkbox"/> |
| e) Auggie's eyes are totally straight. | <input type="checkbox"/> | <input type="checkbox"/> |
| f) Otilie Pullmann is Via's correct name. | <input type="checkbox"/> | <input type="checkbox"/> |
| g) Via is friends with Eleanor. | <input type="checkbox"/> | <input type="checkbox"/> |
| h) This Halloween Auggie comes home early from school. | <input type="checkbox"/> | <input type="checkbox"/> |

Chapter 4



Read chapter 4 (pages 24 - 28)

① Questions

Answer the following questions in complete sentences..

1. What's the name of the game that Summer plays with August during break?

2. Who invites Summer to her Halloween party?

3. What happened to Summer's dad?

4. What Egyptian costume are Auggie and Summer wearing?

② Scrambled sentences

Bring the sentences in the correct order. Start with the **bold** word.

a) not — popular — the — group. — **I** — in — was

b) well. — didn't — feel — the — left — she — because — **She** — party


c) what — told — me — **August** — he — heard.

d) met — Jack — at — **Auggie** — water — fountain. — the

Chapter 4

Grammar section

Simple Past



August: I know Mr Tushman **told** you to be friends with me.

The Simple Past is used to talk about something that happened in the past.

Structure:

> We usually add **-ed** to regular verbs.

to walk - walked

to rain - rained

> When a verb ends in **-e** we only add **-d** to the verb.

to use -used

to hope - hoped

> When a verb ends in **-y**, we change the **-y** to **-i** and add **-ed**.

to carry - carried

to apply - applied

> When a verb ends in **-y** AND there is vowel (a, e, i, o, u) before the **-y** then we don't change the **-y**.

to pray - prayed

to enjoy - enjoyed

> When the verb ends in **-m, -n, -p, -t**, we double these letters and add **-ed**

to stop - stopped

to plan - planned

Check out this homepage for irregular verbs:



Chapter 5



Listen to chapter 5 (pages 29 - 33)



① Pronunciation

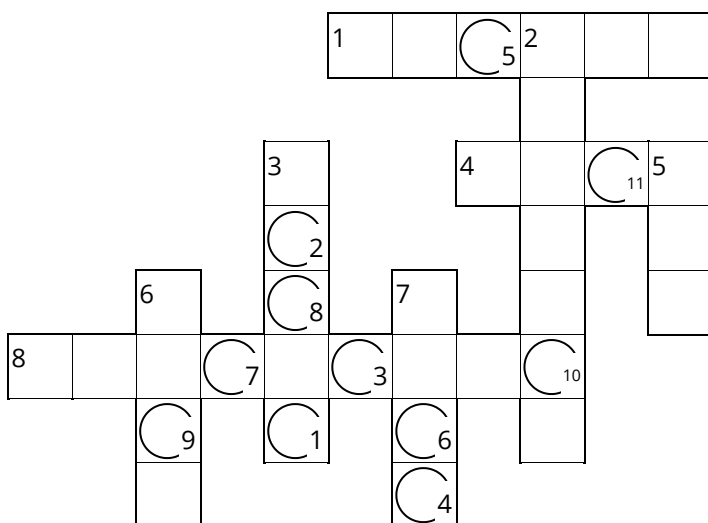
Listen to the audio file. There are three different pronunciations for each word but only one is correct. Tick a), b) or c) for the correct pronunciation.

	a)	b)	c)
1) Mr Tushman	<input type="checkbox"/>	<input type="checkbox"/>	<input type="checkbox"/>
2) deformed	<input type="checkbox"/>	<input type="checkbox"/>	<input type="checkbox"/>
3) nightmare	<input type="checkbox"/>	<input type="checkbox"/>	<input type="checkbox"/>
4) goody-goody	<input type="checkbox"/>	<input type="checkbox"/>	<input type="checkbox"/>
5) intelligent	<input type="checkbox"/>	<input type="checkbox"/>	<input type="checkbox"/>
6) freak	<input type="checkbox"/>	<input type="checkbox"/>	<input type="checkbox"/>
7) punch	<input type="checkbox"/>	<input type="checkbox"/>	<input type="checkbox"/>
8) apologize	<input type="checkbox"/>	<input type="checkbox"/>	<input type="checkbox"/>

② Crossword puzzle

If you cannot go to school you are

-



1 ▶ The opposite of question.

2 ▶ You cannot speak loud you have to ...

3 ▶ Jack knocked out Julian's baby ...

4 ▶ A synonym for children.

5 ▶ The simple past of **to see**.

6 ▶ The opposite of beautiful.

7 ▶ Auggie's deformation is in his ...

8 ▶ A bad dream is called ...

Chapter 6



Read chapter 6 (pages 34 - 38)

① Who says what?

Write the correct name in the gaps.

August 1x

Jack 1x

Julian 1x

Justin 1x

Miranda 1x

Olivia 2x

1) Who was shocked the first time he saw Olivia's brother?

2) Who asks if Justin is Olivia's boyfriend?

3) Who wants to find a cure for August?

4) Who has got pink hair?

5) Who finds a note in his locker from other kids?

6) Who plays the violin?

7) Who laughs at Jack? Who is the leader?

② Word search puzzle

Find the 10 words hidden in the puzzle and circle them.

W L L O C K E N W V L O C K E R J
 I M G X O I P Ö X R H I F C Ö G Ä
 N O V E R P R O T E C T I V E O B
 G S C A R E D D S U B W A Y U R T
 Q K H C T M A S T R O N A U T I H
 Ö F L I V S D I V O R C E D U L O
 Y I Ä J H O M E L E S S A F G L U
 Y G C S A C R E D C O D L X T A G
 F T I E Q T H P S N K T O U G H H

Chapter 7




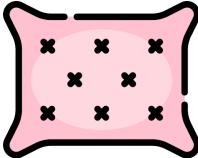

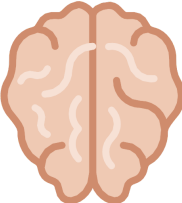






Listen to chapter 7 (pages 39 - 43)



① Pictures

What can you see on each picture? You can find the words in chapter 7.

② Gap text

Fill in the gaps using the words from below.

animal hospital 1x claps 1x Major Tom 1x part 1x school play 1x

They are taking Daisy to an _____.

Via is part of a _____ and she doesn't really want her family to come.

An understudy takes an actor's _____ when they can't perform.

Auggie thinks the play is amazing and _____ his hands until they hurt.

Miranda calls Auggie _____.

Chapter 8



Read chapter 8 (pages 44 - 48)

① Match the sentences

After reading the chapter, match the sentences with the correct answer.

- | | |
|---|--|
| <ul style="list-style-type: none"> Auggie picks up the phone ● Miranda's parents cannot come to the play on the opening night ● Miranda usually likes summer camps ● Mr Davenport is nervous ● Miranda is lying and telling the others ● Via has to fill in for Miranda ● | <ul style="list-style-type: none"> ○ but this summer she doesn't want to go. ○ that she has a brother with a deformed face. ○ when Miranda tries to call Via. ○ because they are too busy. ○ because Miranda doesn't feel well. ○ but at the end he is really happy. |
|---|--|

② Scrambled sentences

Bring the sentences in the correct order.

a) Auggie — gave — helmet. — the — **She** — astronaut


b) the — **I'm** — is — different. — who — one

c) **Auggie's** — aid. — has — hair — shorter — a — hearing — he — is — and

d) boy. — and — turns — a — to — **He** — speaks

Chapter 8

Grammar section



Comperative



Miranda: I am feeling much **better**.

*Comparative adjectives are used to show change or make comparisons. And we use **than** when we want to compare one thing with another.*

Structure:

> Adjectives with one syllable:

— We add **-er**

hard - **harder**

small - **smaller**

> Adjectives with one syllable ending in **e**:

— We add **-r**.

wide - **wider**

large - **larger**

> Adjectives ending in a vowel + consonant:

— We double the consonant and add **er**.

fit - **fitter**

big - **bigger**

> Adjectives ending in a consonant + **-y**:

— We change **-y** to **-i** and add **er**.

happy - **happier**

muddy - **muddier**

> Most adjectives with two or more syllables:

— We use **more** before the adjective

more beautiful

more amazing

Chapter 9



Read chapter 9 (pages 49 - 53)

① Grammar

Use the comparative form of the adjective in brackets.

1. I'm _____ about going away from home than my Mom.

(nervous)

2. Everyone is _____ now than they were before. (happy)

3. The trees in the camp are _____ than the ones at home

(big).

4. The names they called Auggie are _____ than the names they call him at home. (bad)

5. They called me brave so I felt _____ than before. (strong)

6. The trip to the nature reserve was _____ than going to school (interesting)

② Scrambled words

Bring the words in the correct order.

o - t - e - n - n - a - c - n - u - m - n

g - f - l - s - l - h - t - h - a - i

e - r - d - e

p - w - l - o - l - i

r - a - e - b - v

Chapter 9

Game: Rock - Paper - Scissors



Rock

Paper

Scissors



Jack and Auggie play the game „rock, paper, scissors“. Both want to sleep in the top bunk bed. So the winner of the game gets to make the decision.



Watch the video about „How to play the game“ and then find a partner and play the game.

Chapter 10



Read chapter 10 (pages 54 - 58)

① Questions

Answer the following questions in complete sentences.

1. What is happening at graduation?

2. What did Auggie do the day before graduation day?

3. What does Auggie say to Summer?

4. What does Ximena Chin get from Mr Tushman?

② Sentence order

Put the sentences in the correct order (1-7).

Auggie tells his Dad not to kiss him after graduation.

Auggie finds out that Julian is not coming back to Beecher prep next year.

Auggie gets the Henry Ward Beecher award.

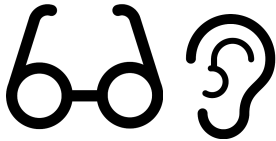
Dad drives Auggie to school on graduation day.

Mr Tushman calls Auggie into his office.

Auggie sees his self-portrait in Mr Tushman's office.

Mr Tushman informs Auggie about graduation day and what it means.

School plays & Summer camps



Read pages 59 to 63
while listening to them



① Match the sentences (pages 59 and 60 — School plays)

After reading and listening match the sentences with the correct answer.

- | | |
|--|---|
| <p>Drama is usually ●</p> <p>It is fun ●</p> <p>Drama gives the children the chance ●</p> <p>Teachers sometimes choose a subject ●</p> <p>Some drama teachers like plays with ●</p> <p>Many children love to dance and ●</p> <p>Students can also build the sets, control the lights ●</p> | <p>○ dance groups can perform in a school play.</p> <p>○ that the children are studying.</p> <p>○ an activity after school.</p> <p>○ to be successful. outside the classroom.</p> <p>○ songs and musical instruments.</p> <p>○ and manage the costumes.</p> <p>○ to stand on stage and connect with people.</p> |
|--|---|

① Word search puzzle (pages 62 and 63 — Summer camps)

Find the 5 words hidden in the puzzle and circle them.

W X Ä Ü G F A C T I V I T I E S B
 O O U T D O O R S L Ä I D J N A N
 W U G H D Y P F R I E N D L Y Ä K
 Ä X W C A B I N S W P O V U Q O D
 Ä H Z Ü E F R I E N D S H I P Ü N
 A C T I V E U Y G Q C A M P E R S
 C H A M P C U A E W D J X E M I B

The End


Writing


What do you think of the book? Did you enjoy reading it or was it boring? And why? Write down about 5 - 10 sentences.


The movie

There is also a movie which is quite good.



 Trailer of the movie in **English.**



 Trailer of the movie in **German.**

GN overview



Literature
(Reading)

Completed package

Signature



Listening

Completed package

Signature



Writing

Picture description
and
opinion

Signature



Speaking

Have a conversation
about the book

or:

Choose one character and
talk about him/her

Signature

